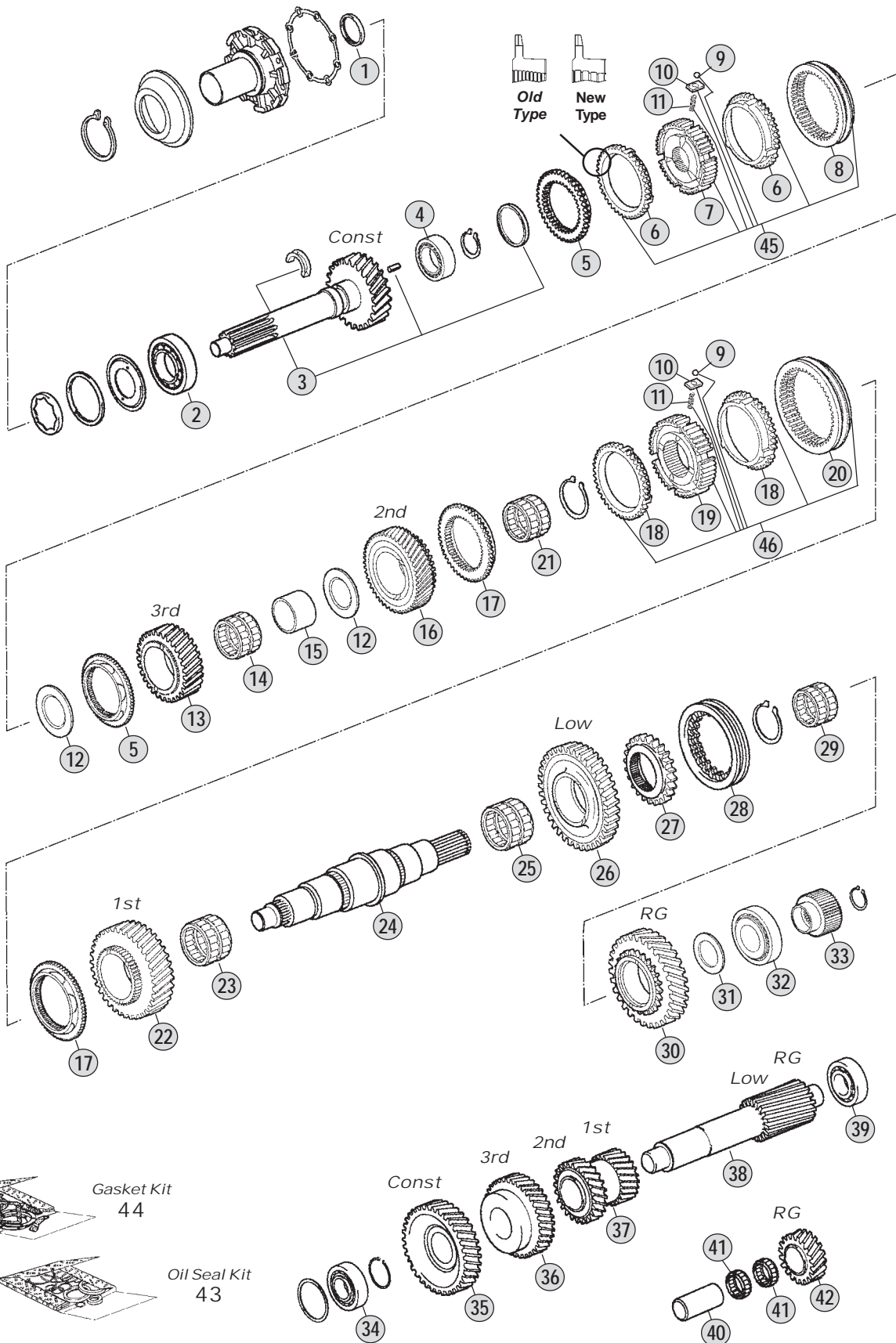


Adattabile a : **VOLVO**
Suitable To :



Kits



Models

9S75 Ratio : 13,16 - 1,00



All original equipment manufacturers numbers, symbols, pictures, models and description used in this catalogue are for reference only, and it is not implied that any part listed is the product of these manufactures. Tutti i nostri particolari non sono originali ma con essi intercambiabili. I riferimenti originali, le figure, i modelli sono esposti a semplice titolo indicativo. La nostra produzione riporta il nostro marchio.

Fig.	CEI no.	O.E.M. Reference		Description	Q.ty	Note	9S75							
		ZF no.	VOLVO no.											
1	139.753	0750 111 149	3121548	Oil Seal 48x65x10	1		●							
2	130.686	0750 117 312	1699880	Roller Bearing D.50,8x104,7x30,	1		●							
3	190.331	1308 202 052		Input Shaft 26 T	1		●							
3	190.481	1308 202 058		Input Shaft 26 T	1		●							
3	190.397	1308 202 048	1699878	Input Shaft 26 T	1		●							
3	190.482	1308 202 049		Input Shaft 26 T	1	(1)	●							
3	190.483	1308 202 050		Input Shaft 26 T	1	(1)	●							
4	130.922	1307 203 019	1699930	Roller Bearing 31,7x66,4x25,4	1		●							
5	109.135	1308 304 078	1699879	Synchronizer Cone	2		●							
6	119.174	1308 304 072		Synchronizer Ring	2	Old Type	●							
6	119.117	1308 304 097	1699923	Synchronizer Ring	2	New Type	●							
7	157.219	1307 304 607	1699922	Synchronizer Hub	1		●							
8	154.170	1308 304 090	1699924	Sliding Sleeve	1		●							
9	171.014	0635 460 010	1521241	Ball D.6	3		●							
10	139.553	1307 304 156	1699913	Slide	3		●							
11	156.178	0732 041 571	1699912	Spring	3		●							
12	269.008	0730 108 172	1699919	Washer A=4,15	2		●							
13	145.826	1308 304 064	1699910	Gear 3rd Speed 30 T	1		●							
14	137.264	0735 321 494	1699917	Needle Cage 60x68x41,6	1		●							
15	117.379	0730 162 428	1699920	Bush A=42,30	1		●							
16	145.521	1308 304 054	1699918	Gear 2nd Speed 30 T	1		●							
17	109.137	1308 304 077	1699907	Synchronizer Cone	2		●							
18	119.116	1308 304 070		Synchronizer Ring	2	Old Type	●							
18	119.141	1308 304 096	1699909	Synchronizer Ring	2	New Type	●							
19	157.220	1307 304 608	85109612	Synchronizer Hub	1		●							
20	154.171	1308 304 091	1699911	Sliding Sleeve	1		●							
21	137.264	0735 321 494	1699917	Needle Cage 60x68x41,6	1		●							
22	145.838	1308 304 057	1699906	Gear 1st Speed 34 T	1		●							
23	137.263	0735 321 012	1699905	Needle Cage 67x75x44	1		●							
24	103.137	1308 304 053	1699904	Main Shaft	1		●							
25	137.261	0750 115 427	1699932	Needle Cage 67x75x37	1		●							
26	145.837	1308 304 086	3094541	Gear Low Speed 37 T	1		●							
27	109.136	1308 304 051	1699934	Fixed Hub	1		●							
28	154.364	1308 304 087	3094540	Sliding Sleeve	1		●							
29	137.262	0750 115 533	1699936	Needle Cage 60x68x31,3	1		●							
30	147.237	1308 304 052	1699937	Reverse Gear 33 T	1		●							
31	269.007	0730 106 496	1699938	Washer A=4,00	1		●							
32	130.233	1246 203 008	3121635	Roller Bearing 44,45x95,25x28,5	1		●							
33	157.200	1308 304 059	1699939	Sun Gear 30 T	1		●							
34	130.688	0735 370 742	1699897	Roller Bearing 39,6x79,9x29,3	1		●							
35	146.432	1308 303 023	1699896	Constant Gear 37 T	1		●							
36	146.585	1308 303 027	1699895	Gear 3rd Speed 32 T	1		●							
37	143.124	1308 303 021	1699894	Double Gear 1st/2nd Sp.-23/19	1		●							
38	105.189	1308 303 022		Countershaft 14 T	1		●							
39	130.790	0735 370 438	1699893	Bearing 39,6x76,2x26	1		●							

Notes

(1) Special Turkish applications. (BMC, CRYSLER-ASKAM etc..)

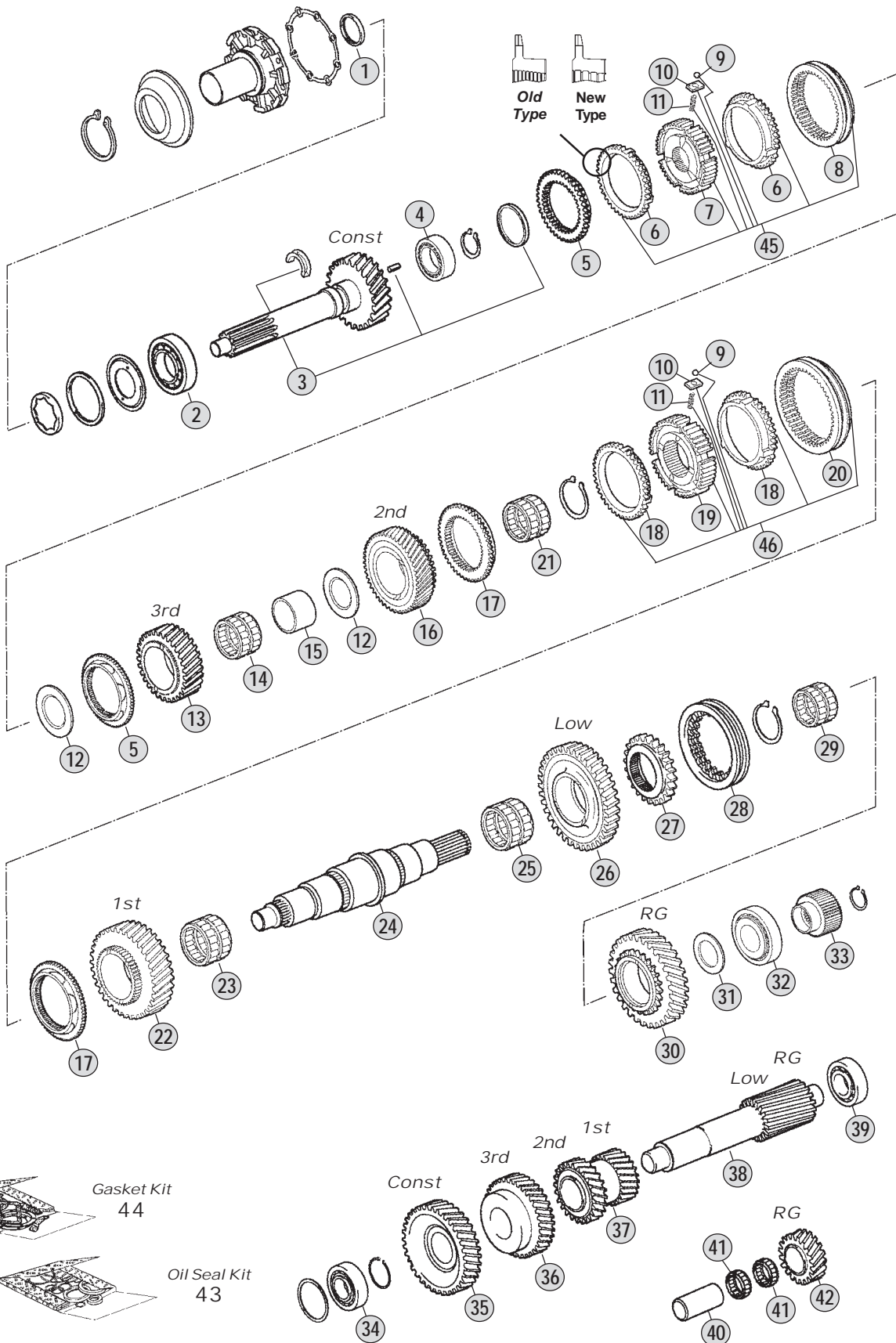
Date

04 / 2012

Table

210/A

Adattabile a : **VOLVO**
Suitable To :



Kits



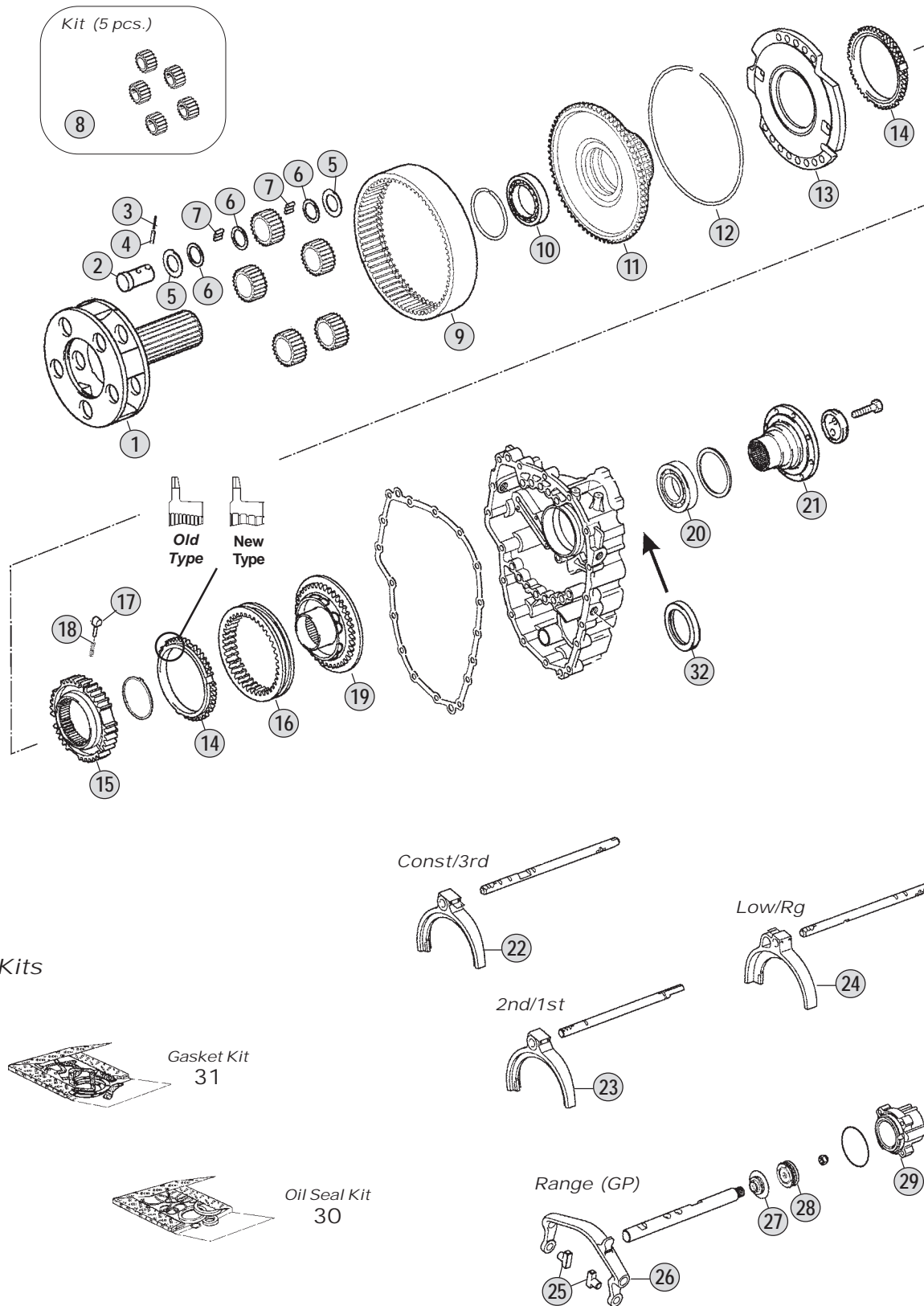
Models

9S75 Ratio : 13,16 - 1,00



All original equipment manufacturers numbers, symbols, pictures, models and description used in this catalogue are for reference only, and it is not implied that any part listed is the product of these manufactures. Tutti i nostri particolari non sono originali ma con essi intercambiabili. I riferimenti originali, le figure, i modelli sono esposti a semplice titolo indicativo. La nostra produzione riporta il nostro marchio.

Adattabile a : **VOLVO**
Suitable To :



All original equipment manufacturers' numbers, symbols, models and description used in this catalogue are for reference only, and it is not implied that any part listed is the product of these manufactures. Tutti i nostri particolari non sono originali ma con essi intercambiabili. I riferimenti originali, le figure, i modelli sono esposti a semplice titolo indicativo. La nostra produzione riporta il nostro marchio.

Models

9S75 Ratio : 13,16 - 1,00

Fig.	CEI no.	O.E.M. Reference		Description	Q.ty	Note	9S75					
		ZF no.	VOLVO no.									
1	190.350	1308 232 011	1699983	Planetary Carrier	1		●					
1	190.484	1308 232 009		Planetary Carrier	1 (*)		●					
2	107.138	1308 332 004	1699988	Planetary Pin	5		●					
3	160.241	0631 329 175		Lock Pin 3x22	5		●					
4	160.240	0631 329 049	1339716	Lock Pin 5x22	5		●					
5	169.396	0501 304 692		Thrust Washer Th. 1,50	10		●					
6	169.397	0730 103 102		Spacer Ring Th. 1,50	15		●					
7	171.038	0735 470 155	1699987	Needle 5x11,80	200		●					
8	198.736	1308 232 007	1699984	Planetary Gear Set	1		●					
9	123.218	1308 332 026	1699995	Crown Gear 75 T	1		●					
10	130.689	0635 338 090	1699991	Ball Bearing 65x85x10	1		●					
11	150.165	1308 332 034	1699990	Carrier Hub 75 T	1		●					
12	111.397	0730 505 149		Locking Wire	1		●					
13	198.734	1308 233 003	1699998	Synchronizer Cone	1		●					
14	119.118	1268 304 445		Synchronizer Ring	2	Old Type	●					
14	119.142	1268 304 594	20910593	Synchronizer Ring	2	New Type	●					
15	157.704	1308 332 036	1699999	Synchronizer Hub	1		●					
16	154.172	1308 332 015	3094000	Sliding Sleeve	1		●					
17	160.242	1297 304 437	3094062	Pressure Spring	3		●					
18	156.140	0732 040 409	20853453	Spring De. 6,5x23,50	3		●					
19	109.394	1308 232 010	3099417	Synchronizer Cone	1		●					
19	198.735	1308 232 006	3094002	Synchronizer Cone	1 (*)		●					
20	130.935	0735 330 597	3094018	Roller Bearing 65x120x23	1		●					
21	197.231	1308 338 013	3096914	Output Flange D. 150	1	D.150-4 H.	●					
21	197.232	1308 338 026	3127601	Output Flange D. 175	1	D.175-8 H.	●					
21	197.233	1308 338 017		Output Flange	1 (*)		●					
22	141.235	1308 306 081	1699954	Fork	1		●					
23	141.236	1308 306 037	1699947	Fork	1		●					
24	141.237	1308 306 067	3094486	Fork	1		●					
25	141.163	1297 306 120	3094007	Slide	2		●					
26	141.238	1308 334 001	3094006	Fork	1		●					
27	139.752	0750 111 571	3099419	Oil Seal 22x36x14,5	1		●					
28	189.710	0734 309 377	3099420	Piston	1		●					
29	132.082	1308 334 011	3099421	Cylinder	1		●					
30	298.025	1308 298 009		Oil Seal Kit	1		●					
31	198.944	1308 298 001		Gasket Kit	1		●					
32	139.920	0750 111 334	3121584	Oil Seal 80x100x10	1		●					

Notes

(*) Old Version To be coupled together with items with note (*). DO NO MIX

Date

04 / 2012

Table

210_B